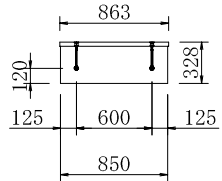
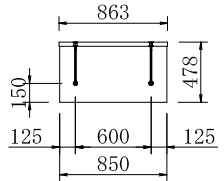
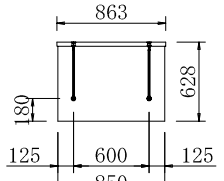
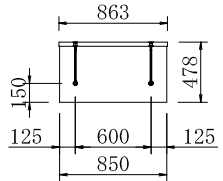
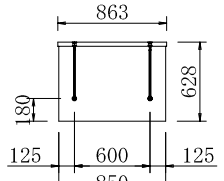
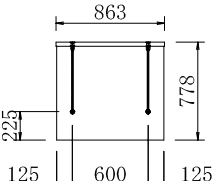
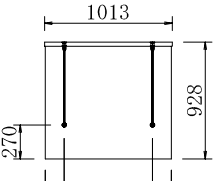
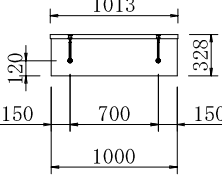
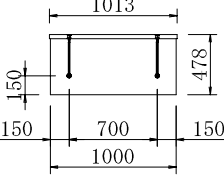
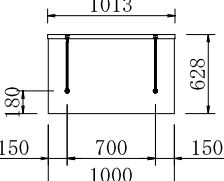
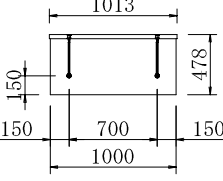
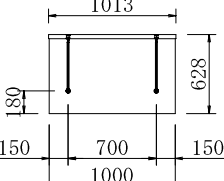
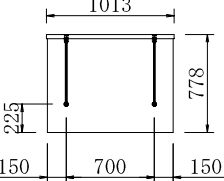
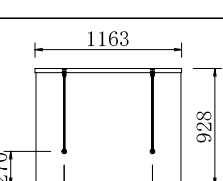
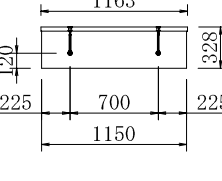
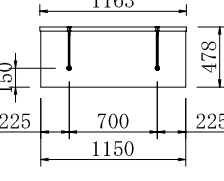
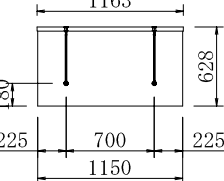
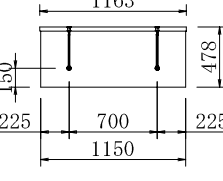
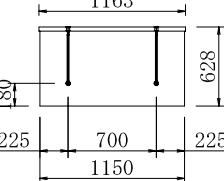
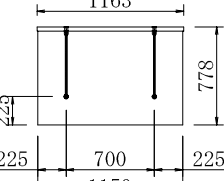
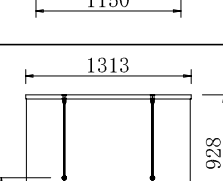
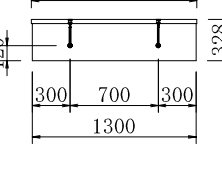
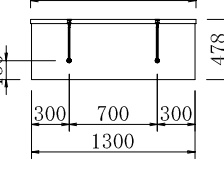
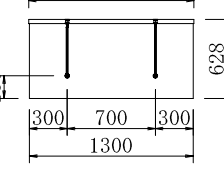
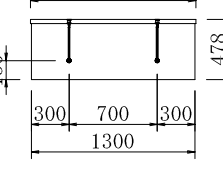
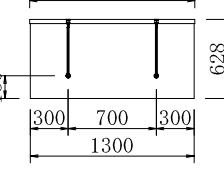
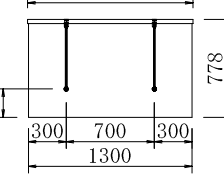
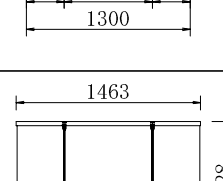
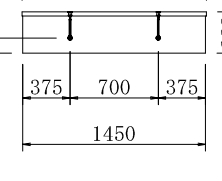
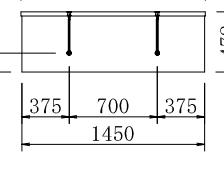
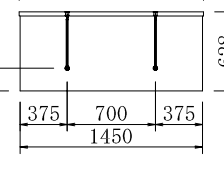
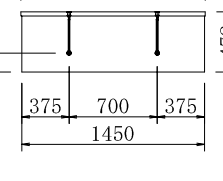
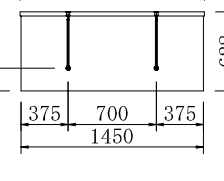
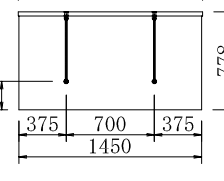
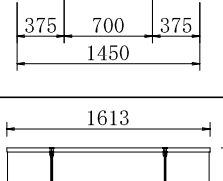
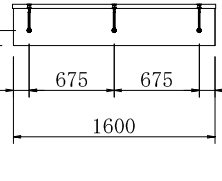
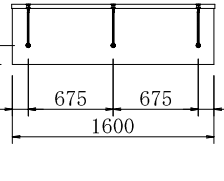
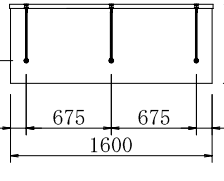
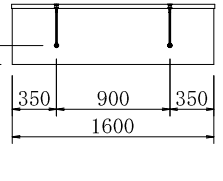
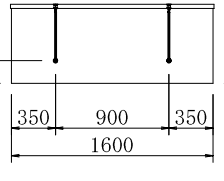
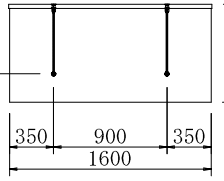

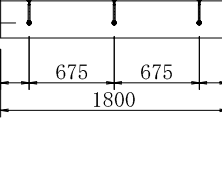
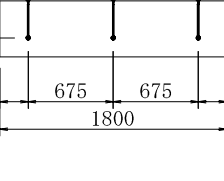
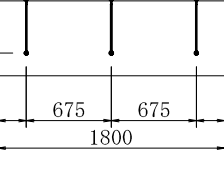
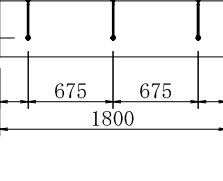
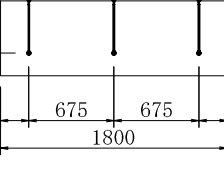
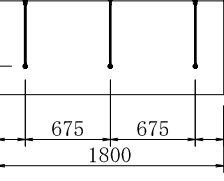
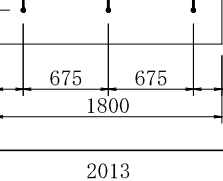
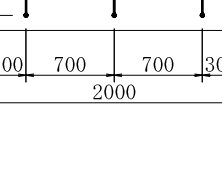
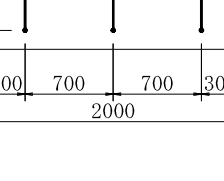
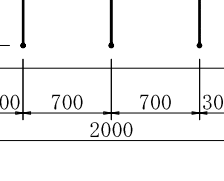
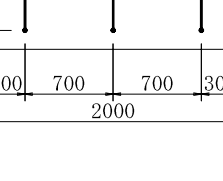
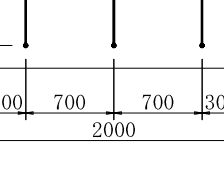
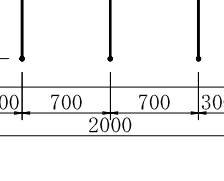
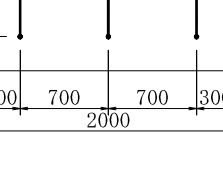


規格品寸法 (平面図)

(後付け位置の平面図です) 2005年10月15日～

アルミタイプ

ガラスタイプ

アルミタイプ			ガラスタイプ			
D=300	D=450	D=600	D=450	D=600	D=750	D=900
 M-8530	 M-8545	 M-8560	 G-8545	 G-8560	 G-8575	 G-1090
 M-1030	 M-1045	 M-1060	 G-1045	 G-1060	 G-1075	 G-1190
 M-1130	 M-1145	 M-1160	 G-1145	 G-1160	 G-1175	 G-1390
 M-1330	 M-1345	 M-1360	 G-1345	 G-1360	 G-1375	 G-1490
 M-1430	 M-1445	 M-1460	 G-1445	 G-1460	 G-1475	 G-1690
 M-1630	 M-1645	 M-1660	 G-1645	 G-1660	 G-1675	 G-1890
 M-1830	 M-1845	 M-1860	 G-1845	 G-1860	 G-1875	 G-2090
 M-2030	 M-2045	 M-2060	 G-2045	 G-2060	 G-2075	 G-2090

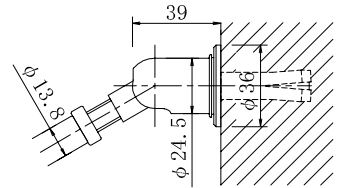
規格品寸法 (断面図)

2005年10月15日～

ガラスタイプ

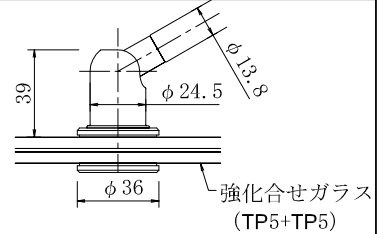
	後付け (A)	先付け (S)
D=450	G-45A 	G-45S
D=600	G-60A 	G-60S
D=750	G-75A 	G-75S
D=900	G-90A 	G-90S

壁金物

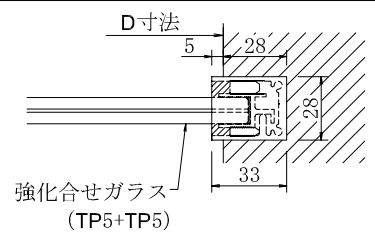


アンカーは別途です

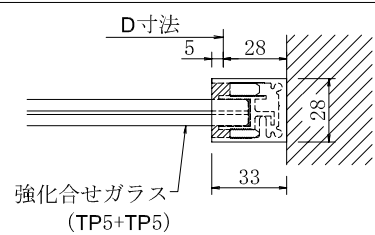
ひさし金物



アルミ枠 先付け (S)



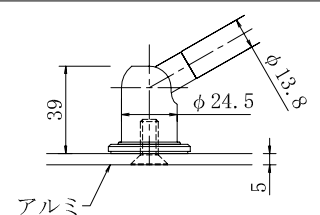
アルミ枠 後付け (A)



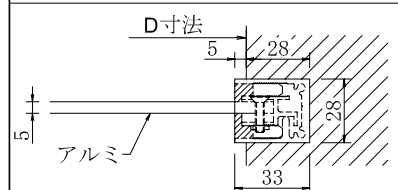
アルミタイプ

	後付け (A)	先付け (S)
D=300	M-30A 	M-30S
D=450	M-45A 	M-45S
D=600	M-60A 	M-60S

ひさし金物



アルミ枠 先付け (S)



アルミ枠 後付け (A)

